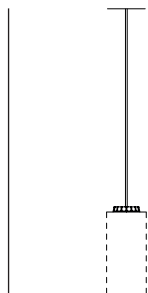




# Cirio Simple

Antoni Arola, 2010

Pendant lamp



A hanging lamp that creates a new route between the traditional bulb socket and the built-in LED. Cirio Simple comprises a canopy from which a capsule containing the LED light source hangs. Its design makes it easy to change the shade to create different atmospheres, from the porcelain craft of Sargadelos that creates candle-like warmth, to translucent opal glass, and the opaque elegance of brass. When combined with other structures of the same family, Cirio Simple is a finishing touch to a whole space. Alone, it is a lamp that highlights a corner with utmost efficiency.

## GENERAL DESCRIPTION

Capsule with LED module, translucent white diffuser and heat sink with black matte finish.

3 lampshade options: white porcelain, polished brass and white opal glass.

5 metal circular canopy options with power supply incorporated:

Not adjustable (CE Market): white recessed or white or black surface-mounted canopy with matte finish.

Suitable for dimming 1-10V. (Not included external dimmer switch 1-10V):

white or black surface-mounted canopy with matte finish.

S&C LED capsule suitable with HeadLed System lampshades.

Suitable for Junction Box (UL market).

Electric cable length: 3 m / 118.1" - 8 m / 315"

## LIGHT SOURCE

Light source included  
Module of 4 LEDs

Not adjustable (CE Market):

Power system: 3,7 W

Operating current: 350 mA

T<sup>a</sup> Color: 2.700 K

CRI: 90

Lifetime: 40.000 h

Luminous flux: 416 lm

Adjustable:

Power system: 7,7 W

Operating current: 700 mA

T<sup>a</sup> Colour : 2.700 K

CRI: 90

Lifetime: 40.000 h

Luminous flux: 752 lm

Built-in LED.

Suitable for dimming 1-10V. (Not included external dimmer switch 1-10V).

Energy efficiency class (E.E.C):

A<sup>++</sup> ... A.

Suitable only for indoor use.

Always use this light source.

Input voltage : 90 ~ 305 Vac.

(50 Hz / 60 Hz). According to destination.

Luminous performance with lampshade:

- White porcelain: 29%

- Polished brass: 29.3%

- White opal glass: 87%



SANTA & COLE

### APPROXIMATE WEIGHT (unpacked)

(Weight with porcelain lampshade):

1,1 Kg / 2.4 lb

Lampshades:

Porcelain: 0,5 Kg / 1.1 lb

Brass: 0,6 Kg / 1.3 lb

White opal glass: 0,3 Kg / 0.7 lb

### REGULATIONS

CE



UNE-EN 60598

UNE-EN 55015

UNE-EN 62031

UNE-EN 61000-3-2

UNE-EN 60529

UNE-EN 61347-2-13



Dry and damp location

UL-1598

UL-8750

E-336377

### MAINTENANCE

Clean with a smooth cloth. Do not use ammonia, solvents or abrasive cleaning products.

### OTHERS

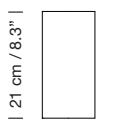
The lamp is delivered in different packages.

The assembly instructions are delivered with the product.

### LAMPSHADES



White porcelain



Ø10 cm / 3.9"

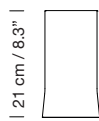
White opal glass



Ø11 cm / 4.3"

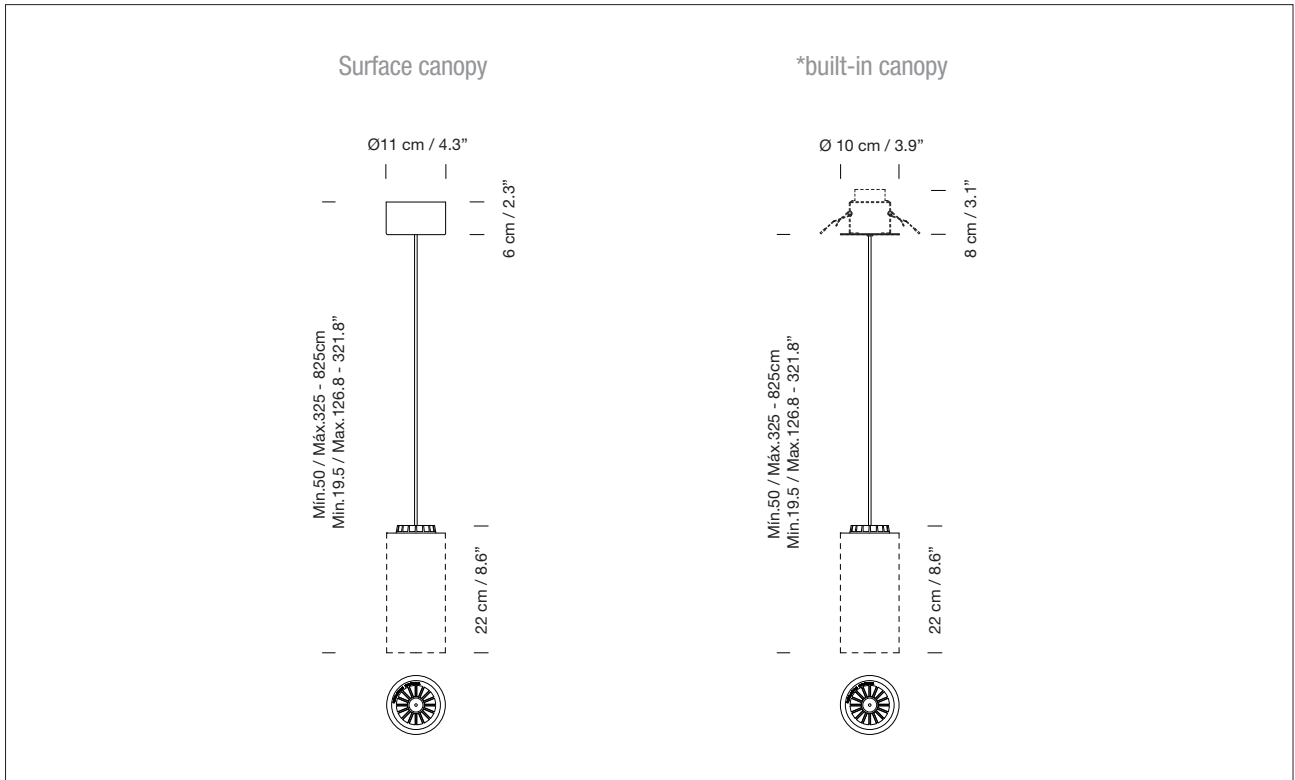
Brass

Ø10 cm / 3.9"



Ø11 cm / 4.3"

MODELS



\* CE Market only

COLLECTION


Pendant lamps



Cirio Simple



Cirio Múltiple



Cirio Cascada



Cirio Circular



Cirio Lineal



Cirio Chandelier