

systemtronic Wing



The Wing collection is a very versatile modular furniture system made of extruded aluminum. Its design is discreet, with a structure of essential shapes and shelves of subtle profiles that instill an expression of lightness and sophistication into the piece. The modules can be configured in multiple ways and heights to suit diverse needs and spaces, both in the contract and residential environments. The option to integrate sliding panels, oak or technical stone covers on the top shelf, as well as various accessories, serves to enhance and complement the functional nature of the system.

Year of launch: 2020.



Mario Ruiz

A graduate of Industrial Design from Barcelona's Elisava University School of Design and Engineering, Mario Ruiz stands out for his discretion, allowing products to speak for themselves through their clean and coherent lines. His designs speak volumes in their simplicity; they live with their users without being conspicuous.

His extensive career experience is remarkable for its multidisciplinary and international projection, with projects that span furniture, lighting and technology design, architecture and creative direction. He has received over 50 awards in Europe and the United States, including the National Design Prize 2016, several Wallpaper Awards, Red Dot, IF, Deltas de Plata, Design Plus, among others. His work has been featured in several solo exhibitions, like the monographic show organized by the Instituto Cervantes of Milan during the Salone del Mobile 2018 or the one hosted by Feria Habitat Valencia 2018.

Components and materials

1. Shelves

The body of the shelves is an extruded aluminum profile, manufactured from its matrix, specifically designed for this shelving unit. The depth of the shelf is 325 mm. It has rounded corners. The total thickness in the center is 15 mm, reducing on both sides symmetrically and gradually, until showing off its edges of barely 2,5 mm in thickness, which highlights its lightness.

2. Upstands

Manufactured in extruded aluminum from its matrix, which defines the thickness of 17 mm and the depth of 134 mm. The standard height of these upstands is 340 mm. Thereby enabling the convenient storage of folders.

3. Bolts

Made in stainless steel and designed especially for this shelving unit, they are the main joining and fixing element. To finish a clean connection, the shelves, uprights and feet have recesses for these bolts so they remain completely hidden.

4. Bases

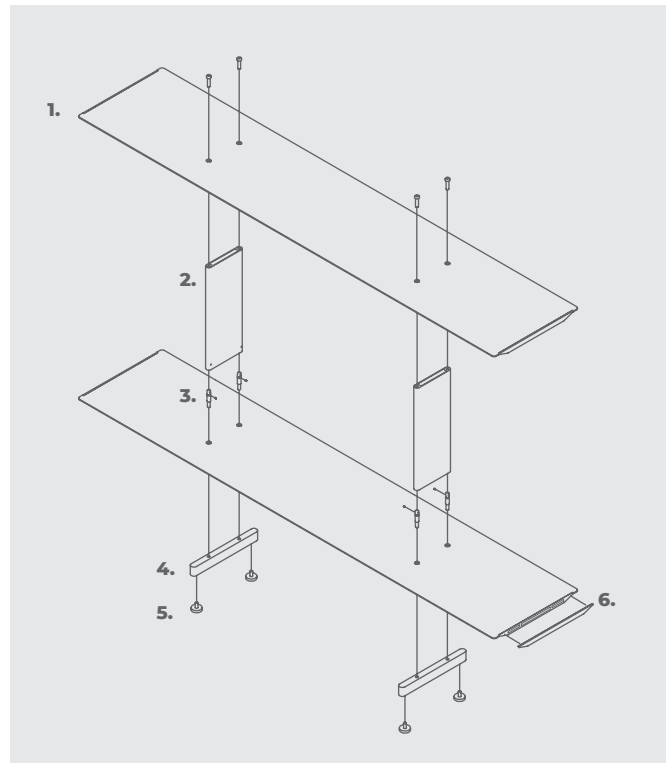
Bases manufactured with steel platen. The standard depth is 250 mm, being set back from the shelf. When the shelving unit is freestanding with 4 feet or more, the bases are 400 mm in order to guarantee their stability.

5. Feet

Levelling feet manufactured with polyethylene. They enable 10 mm distance in the adjustment.

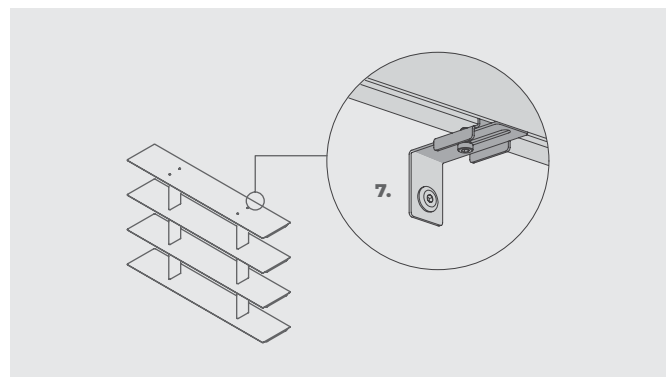
6. Trims

Part manufactured in sheet steel. This trim is the finish on the shelf that hides its interior, providing a high standard finish.



7. Wall fixings

Fixings manufactured in steel. In the case of the wall shelving unit, its two fixings are provided to adapt to the possible unevenness of the surface it is going to be anchored to.



Accessories

1. Premium top board

Separate panel that is placed on top of the last shelf to hide the fittings. Available in: Techlam Kalos Bianco porcelain, Techlam Tempesta porcelain, natural oak, industrialized laminate oak and painted aluminum sheet in any of the collection's finishes.

2. Profile

Profiles manufactured in steel that lengthen the bottom shelf and hide the bases.

They can only be fitted on freestanding shelving units of 4 or more shelves that have bases of 400 mm.

They can be placed indiscriminately in front of or behind the shelving unit.

Standard dimensions adapted to the total length of the shelf: 800 mm and 1600 mm.

3. Panels

The panels are manufactured in aluminum of 1mm thickness, they are positioned between shelves and can be placed indiscriminately in front of or behind the shelving unit.

The shelves have discreet cavities underneath that work as tracks and enable sliding panels to be anchored to them.

Standard dimensions: 400, 800, 725, 1125 mm.

The panels do not require any additional machining so they can be added after the complete assembly of the shelving unit.

4. Joint

Manufactured in aluminum.

This shelving joint enables the panels to slide from one shelving unit to the adjacent one.

Standard shelves are not machined to accommodate these joints. The joint includes a template to drill the holes required for its fixing.

The joint is installed on the inside of the shelves and is screwed underneath.

5. Front edge

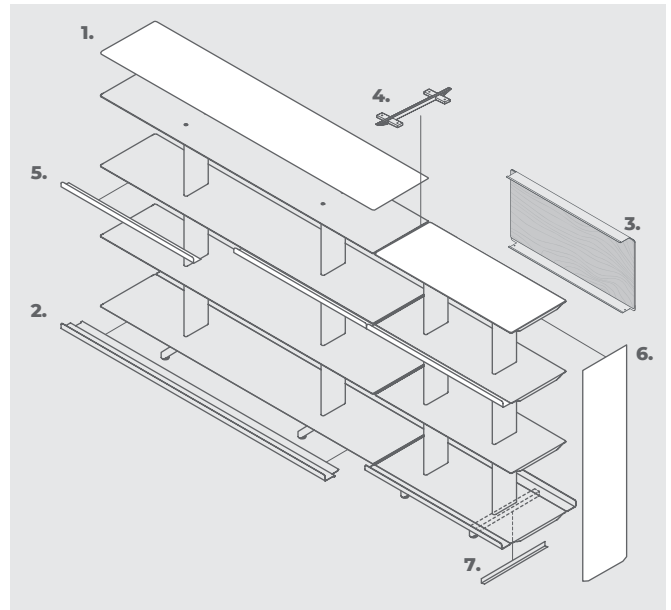
800 mm long profile for shelves. 1600 shelves require two units.

6. Side enclosure

Side panel for 2, 3, 4, 5, 6 or 7 shelves.

7. Floor anchoring

It is recommended to anchor the freestanding shelvings with 4 or more shelves to the floor for safety reasons.



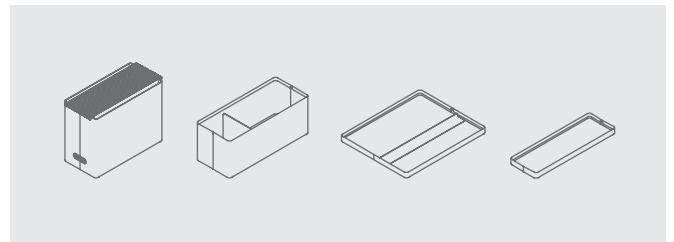
Containers

Four modular container elements.

Their variety of sizes also enables infinite uses.

The design is adapted to the dimensions of the shelving unit.

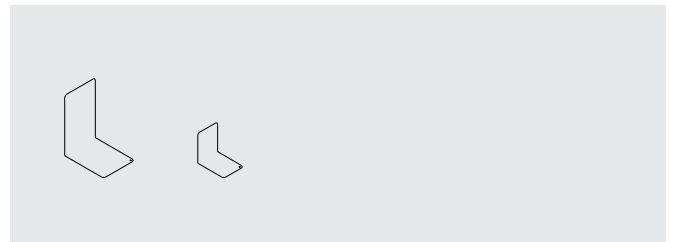
Manufactured in steel.



Bookend

Practical and discreet accessory for book holding.

Available in two sizes.




FINISHES (for especial finishes and dimensions, consult)

Group 1



Textured white
RAL 9003



Textured black
RAL 9011

Paint

High coverage thermoset polyester powder coating.

Group 2



Textured silk grey
RAL 7044



Textured silver
grey RAL 7001




Textured reseda
green RAL 6011



Textured beige
red RAL 3012



Textured tomato
red RAL 3013



Forge grey

Group 3




Textured
bronze bagana



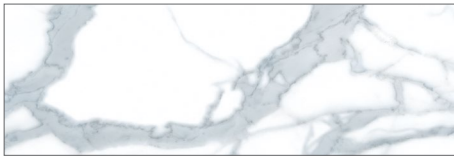
Textured
rust rame

PREMIUM FINISHES (for especial finishes and dimensions, consult)


Natural oak



Industrialized laminate oak



Kalos Bianco



Tempesta

Techlam porcelain

Water resistant panels of 3 mm thickness which provide a surface which is hygienic and easy to clean. Techlam is resistant to wear, chemical products, fire and high temperatures. Its colors remain unalterable and it is environmentally friendly.

MAINTENANCE

-Polyester paint:

For dry dirt (dust), a damp cloth is recommended.

For greasy/oily dirt (fingerprints), wiping with a wet sponge and washing-up liquid (Vim liquid) and then a damp cloth is advised.

The use of detergents containing solvents and/or pure ethyl alcohol should be avoided.

-Wood:

Using a cloth or products sold specifically for cleaning natural wood is advised.

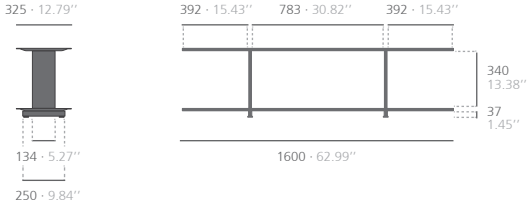
Products containing solvents and/or alcohol should be avoided.

-Aluminum-metal-glass-melamine-plastic material:

Using a cloth or products sold specifically for cleaning natural wood is advised.





















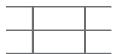
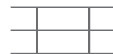


Products containing solvents and/or alcohol should be avoided.

WING 1600 WALL AND FREESTANDING



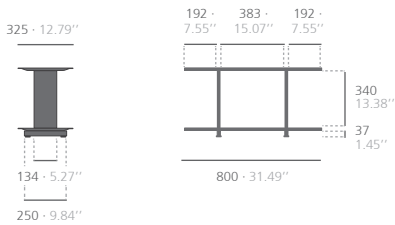
400 mm bases available for freestanding shelvings of 4 or more shelves.

It is recommended to anchor the freestanding shelvings with 4 or more shelves to the floor for safety reasons. Floor anchoring element available in our construction accessories.

2 Shelves		407 16.02"			
3 Shelves		762 30"			
4 Shelves		1117 43.97"			
5 Shelves		1472 57.95"			
6 Shelves		1827 71.92"			
7 Shelves		2182 85.90"			


























400x343mm panels
 800x343mm panels

WING 800 WALL AND FREESTANDING



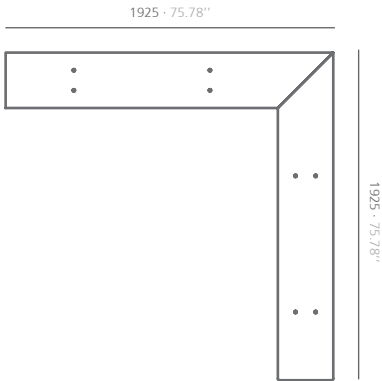
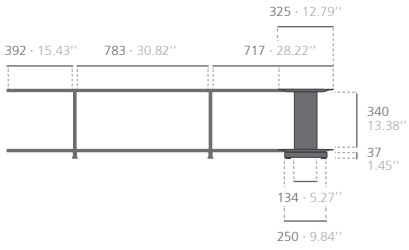
400 mm bases available for freestanding shelvings of 4 or more shelves.

It is recommended to anchor the freestanding shelvings with 4 or more shelves to the floor for safety reasons. Floor anchoring element available in our construction accessories.

2 Shelves		407 16.02"	
3 Shelves		762 30"	 
4 Shelves		1117 43.7"	   
5 Shelves		1472 57.95"	   
6 Shelves		1827 71.92"	   
7 Shelves		2182 85.90"	   

800x343mm panels


WING 1600 CORNER WALL AND FREESTANDING



<p>2 Shelves</p> <p>407 16.02"</p>	<p>1 panel · 1 panel</p>	<p>1+1 panels · 1+1 panels</p>	
<p>3 Shelves</p> <p>762 30"</p>	<p>1+1 panels · 1+1 panels</p>	<p>2+2 panels · 2+2 panels</p>	
<p>4 Shelves</p> <p>1117 43.97"</p>	<p>2+2 panels · 2+2 panels</p>	<p>3+3 panels · 3+3 panels</p>	
<p>5 Shelves</p> <p>1472 57.95"</p>	<p>2+2 panels · 2+2 panels</p>	<p>3+3 panels · 3+3 panels</p>	<p>4+4 panels · 4+4 panels</p>
<p>6 Shelves</p> <p>1827 71.92"</p>	<p>3+3 panels · 3+3 panels</p>	<p>3+3 panels · 3+3 panels</p>	<p>5+5 panels · 5+5 panels</p>
<p>7 Shelves</p> <p>2182 85.90"</p>	<p>3+3 panels · 3+3 panels</p>	<p>4+4 panels · 4+4 panels</p>	<p>6+6 panels · 6+6 panels</p>


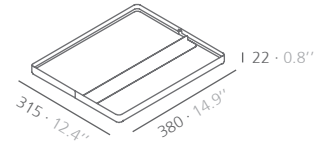
- 725x343mm panels
- 1125x343mm panels
- 400x343mm panels
- 800x343mm panels

ACCESSORIES



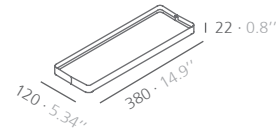
Tray:

Largest tray of the Wing accessories, made in steel. It has felt on the inside in anthracite color which protects the tray and the objects placed on top of it. It is particularly useful for storing sheets of paper and paper documents. It is possible to add two mobile dividers.




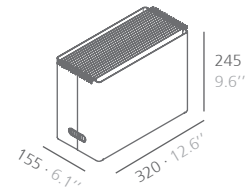
Small tray:

Tray, made in steel, designed for placing small objects on. It has felt on the inside in anthracite color which protects the drawer and the objects. It is possible to add a mobile divider.



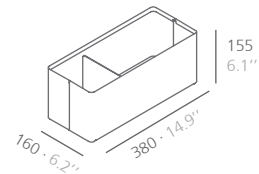
File holder:

Box, manufactured in steel, designed to store files, folders or documents in an organized way. Dimensions for standard A4 size suspension file. Not suitable for folio size suspension files.



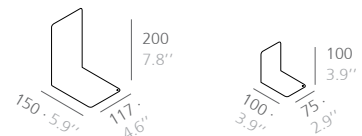
Drawer:


High container, manufactured in steel, created to store all types of objects. It has felt on the inside in anthracite color which protects the drawer and the objects. It is possible to add a mobile divider.



Bookend:

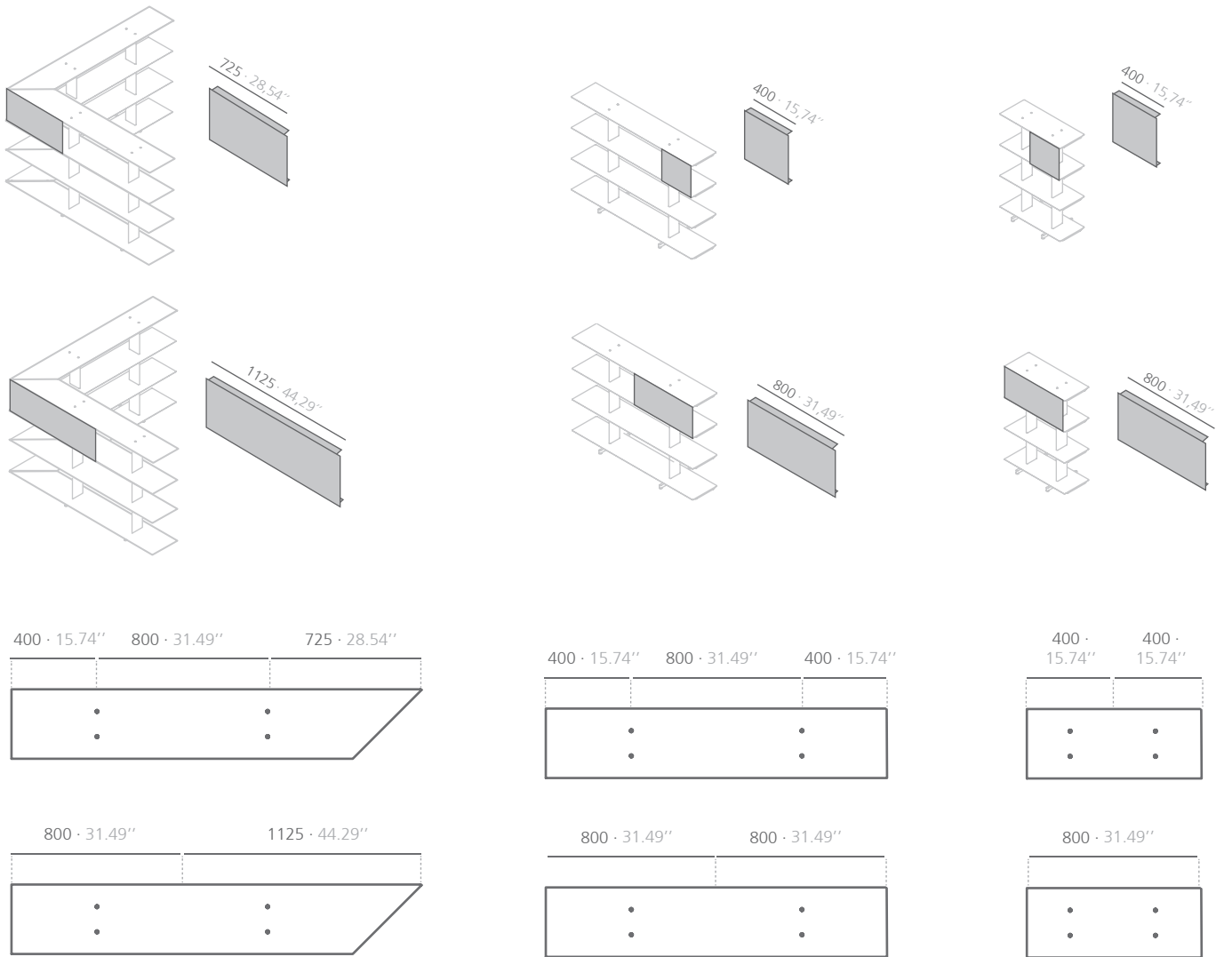
Practical and discreet accessory to hold books. Available in two sizes.






Panels

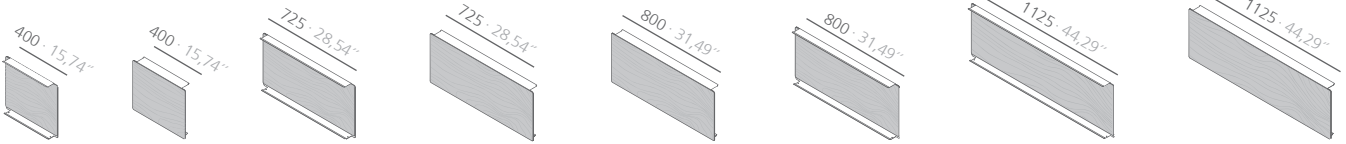
The panels are manufactured in aluminum of 1mm thickness, they are positioned between shelves and can be placed indiscriminately in front of or behind the shelving unit. The shelves have discreet cavities underneath that work as tracks and enable sliding panels to be anchored to them. Standard dimensions: 400, 800, 725, 1125 mm. The panels do not require any additional machining so they can be added after the complete assembly of the shelving unit.





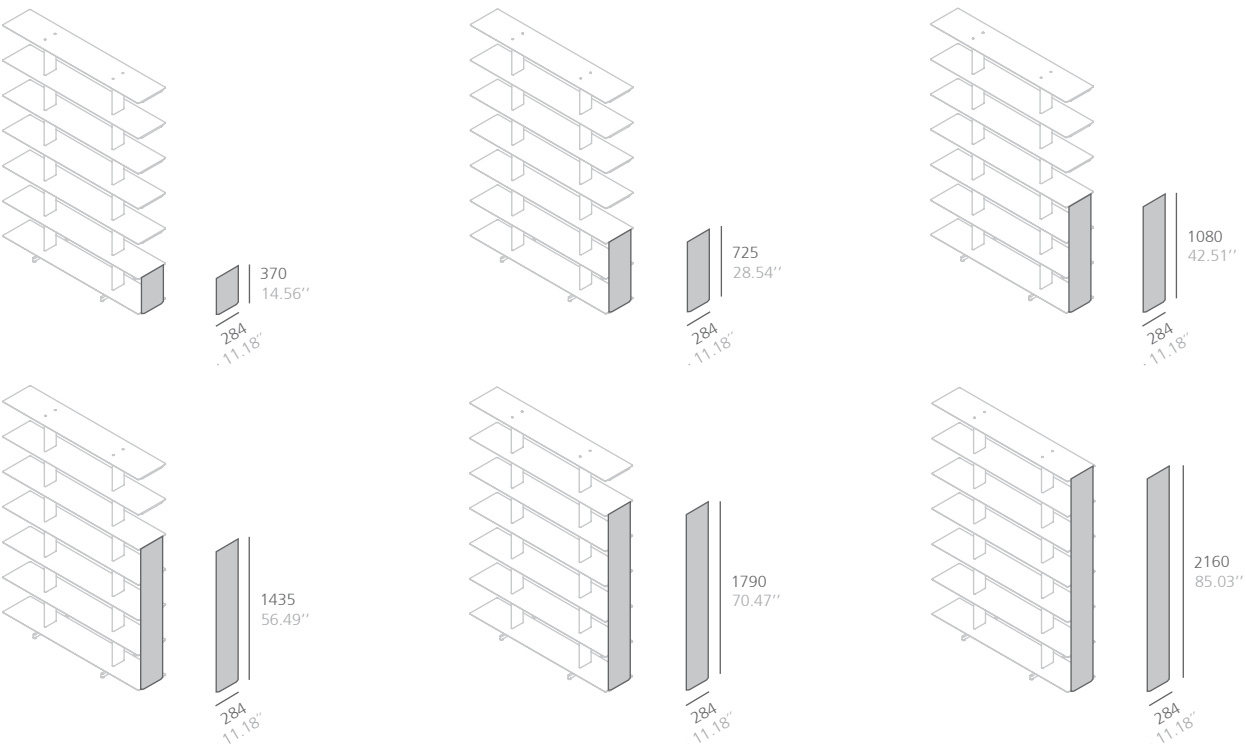
Oak interior/exterior veneer for sliding panels

Oak veneer (natural or industrialized laminate), which can be placed on one or both sides of the sliding panels.



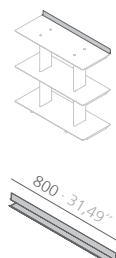
Side enclosure


Accessory that delimits the storage space of the shelf at one or both ends. It can be used on one or both sides of the shelf. Its different heights can cover from two to seven shelves.



Front edge

800mm long aluminum profile that provides a front edge to prevent falling objects.





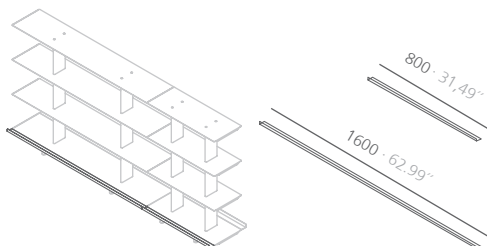
Profiles

Profiles manufactured in steel that lengthen the bottom shelf and hide the bases.

They can only be fitted on freestanding shelving units of 4 or more shelves that have bases of 400 mm.

They can be placed indiscriminately in front of or behind the shelving unit.

Standard dimensions adapted to the total length of the shelf: 800 and 1600mm.



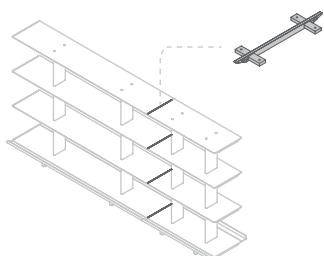
Joint

Manufactured in aluminum.

This shelving joint enables the panels to slide from one shelving unit to the adjacent one.

Standard shelves are not machined to accommodate these joints. The joint includes a template to drill the holes required for its fixing.

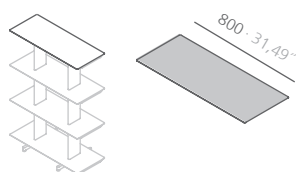
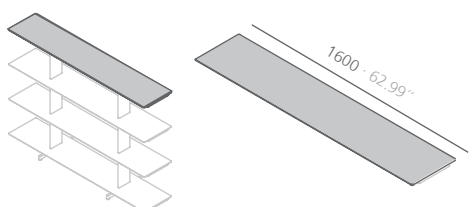
The joint is installed on the inside of the shelves and is screwed underneath.



Premium top board

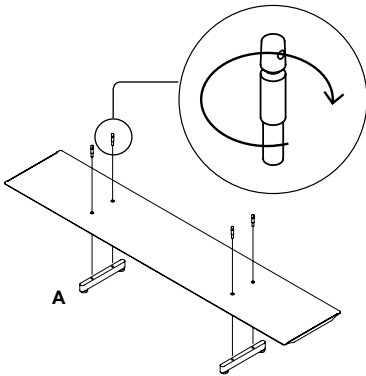
Independent plate that is placed on top of the last shelf to hide the connecting fittings.

Available in: Techlam Kalos Bianco porcelain tile, Techlam Tempesta porcelain tile, matt natural oak, industrialized oak laminate and painted aluminum sheet in any of the finishes in the collection.

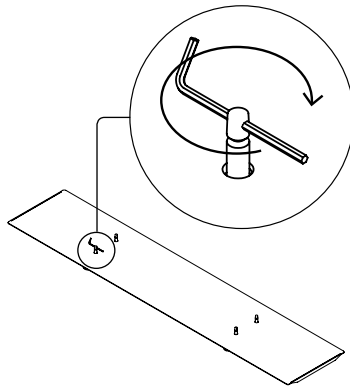


WING 800/1600 ASSEMBLY INSTRUCTION

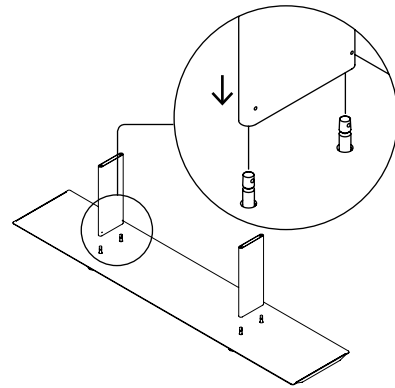
- 1** Join the first shelf to the bases with 4 bolts.



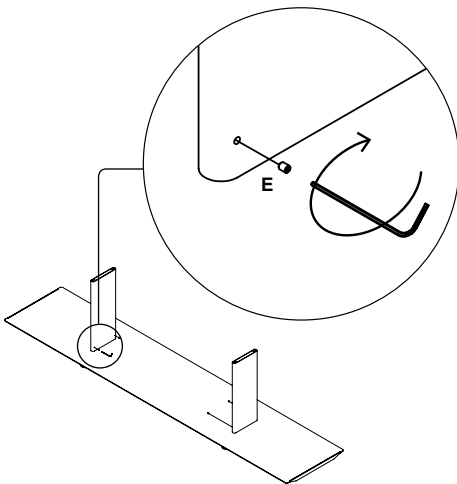
- 2** Fix the bolts by tightening them with the help of the N2 Allen key.



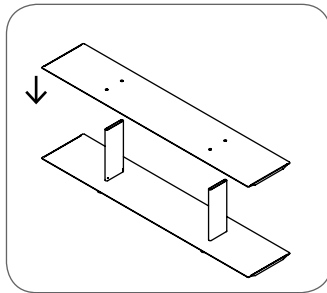
- 3** Position the upstands with the holes facing towards the inside of the shelving unit.



- 4** Fix the uprights with the DIN 914 M4x5 hexagon socket set screw. Use the N2 Allen key.

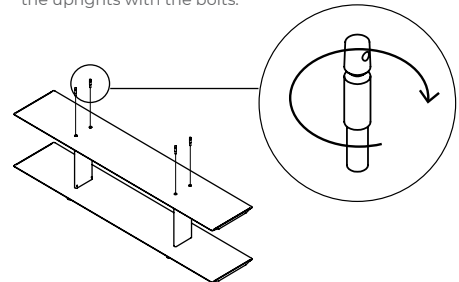


- 5** Position the next shelf.



- 6** **6.a** Add another shelf.

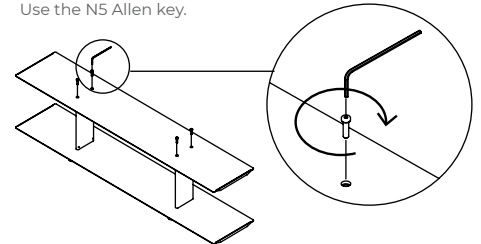
Join the shelf to the uprights with the bolts.



Repeat process from 2 to 5.

- 6.b** Fix the last shelf.

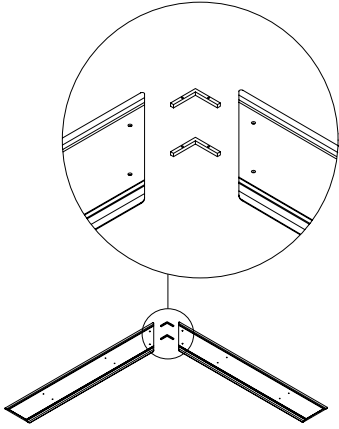
Complete the assembly by fixing the last shelf with the DIN 7984 M8x30 screws. Use the N5 Allen key.



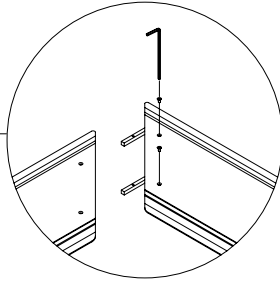
WING CORNER ASSEMBLY INSTRUCTION

1 Prepare the shelves.

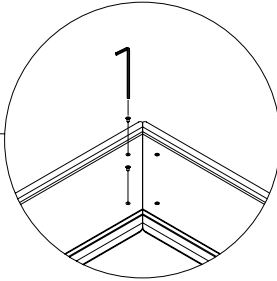
1.a Place a pair of shelves with their bottom side up, matching their ends at 45°.



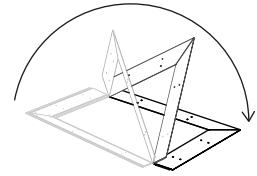
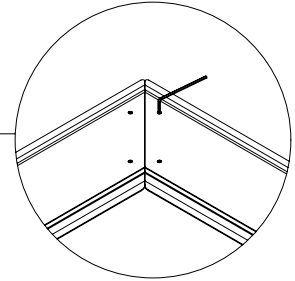
1.b Place two corner joints inside one of the shelves and screw loosely.



1.c Repeat process with the other shelf.

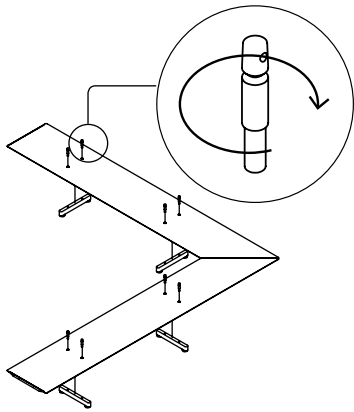


1.d Tighten screw.

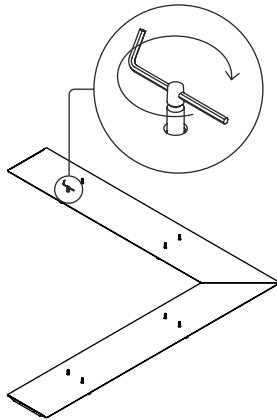


Flip the assembly over to have the shelf ready for mounting.

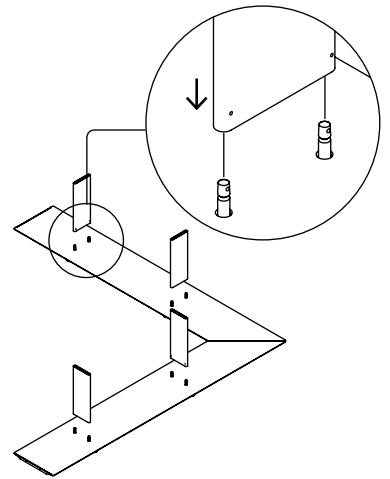
2 Join the first shelf to the bases with 8 bolts.



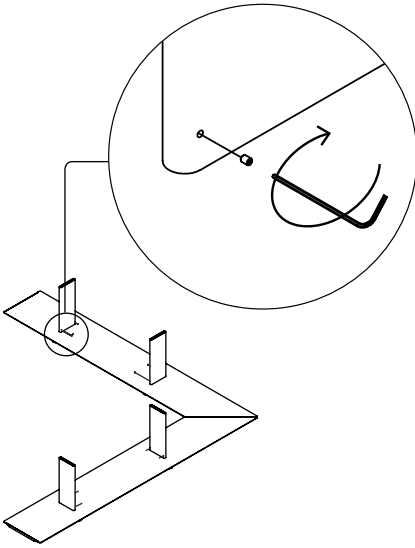
3 Fix the bolts by tightening them with the help of the Allen key.



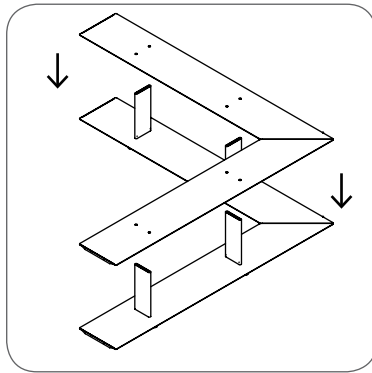
4 Position the upstands with the holes facing towards the inside of the shelving.



5 Fix the upstands.

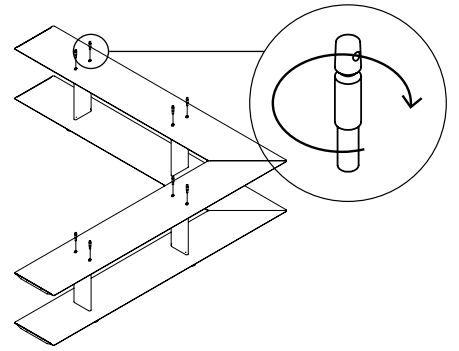


6 Position the next shelf.



7 7.a Add another shelf.

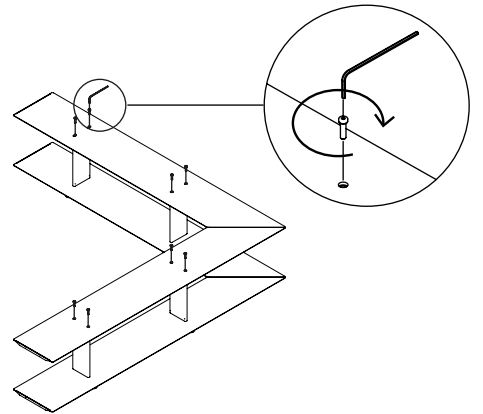
Join the shelf to the uprights with the bolts.



Repeat process from 3 to 6.

7.b Fix the last shelf.

Complete the assembly by fixing the last shelf.



SUSTAINABILITY

The flexible and extremely adaptable design of the products in the Wing collection allows them to be reused, resulting in a longer lifespan. They are made with 100 % recyclable materials. At least 25 % of the aluminum used is recycled. The paints do not contain solvents, do not consume water and do not generate emissions or waste. The incorporated fabrics are made entirely of recycled material and its manufacturing process does not generate any rubbish. The result is a lower environmental impact.

Calle del Mar, 3, Rafelbuñol, 46138 Valencia - Spain
Tel. 34-961852784. Fax. 34-961854482
nacional@st-systemtronic.com
export@st-systemtronic.com
www.st-systemtronic.com

Systemtronic has the right to modify technically any of its products.
Systemtronic a le droit de modifier techniquement ses produits.
Systemtronic hat das Recht, irgendwelche seiner Produkte technisch zu ändern.
Systemtronic se reserva el derecho de modificar técnicamente sus productos.

This publication may not be reproduced in whole or in part in any manner whatsoever without the written permission of the publisher. All models are protected by international patent.

Cette publication ne peut être reproduite, en partie ou entièrement, sans l'autorisation écrite de l'éditeur. Tous les modèles sont protégés par un brevet international.

Diese Veröffentlichung kann nicht in irgendeiner Art ohne die schriftliche Erlaubnis des Verlegers ganz oder teilweise reproduziert werden. Alle Modelle werden durch internationale Patent geschützt.

Esta publicación no puede ser reproducida en todo o en parte sin el permiso escrito del editor. Todos los modelos están protegidos mediante patente internacional.

 Systemtronic cares about the environment_Systemtronic soigne le environnement_Systemtronic sorgt für die Umwelt_Systemtronic cuida el medioambiente.