

# TECHNICAL SPECIFICATION

## Table B + Big Table B

KONSTANTIN GRČIĆ  
2009



### COMPONENTS AND MATERIALS

The table top is composed of four AL 6060 extruded aluminium slats (and five slats for the Big Table B model). The binding profile is in AL 6082 extruded aluminium.

Joint pieces are in steel with white zinc coating.

Screws are in stainless steel.

The fixing brackets for the concrete base leg are in a powder coated silver coloured epoxy polyester steel.

Architectural concrete base in grey.

The wooden legs are made of ash, stained oak and varnished.

The stainless steel rod legs option are electro polished.

### FINISHES

The slats are in anodised silver and scotch polished. A laminate of 0.9 mm on the upper surface of the slats can be applied in simil oak, white and or a black finish.

### DIMENSIONS

### WEIGHT

		Table B	Big Table B
Top 240	240 x 120 x 73 cm 94 1/2" x 47 1/4" x 29"	57Kg 125,6 lbs	-
Top 300	300 x 120/150 x 73 cm 118" x 47 1/4"/59" x 29"	72Kg 158,7 lbs	90Kg 198,4 lbs
Top 360	360 x 120/150 x 73 cm 141 3/4" x 47 1/4"/59" x 29"	86Kg 189,6 lbs	107Kg 235,9 lbs
Top 420	400 x 120/150 x 73 cm 157 1/2" x 47 1/4"/59" x 29"	100Kg 220,5 lbs	125Kg 275,5 lbs
Top 500	500 x 120/150 x 73 cm 196 3/4" x 47 1/4"/59" x 29"	120Kg 264,5 lbs	150Kg 330,7 lbs

Concrete base: 60kg / 132,3 lbs

Wooden legs: 10Kg/unid / 20 lbs/u

Stainless steel rod legs: 6,5Kg/unid / 14,3 lbs/u

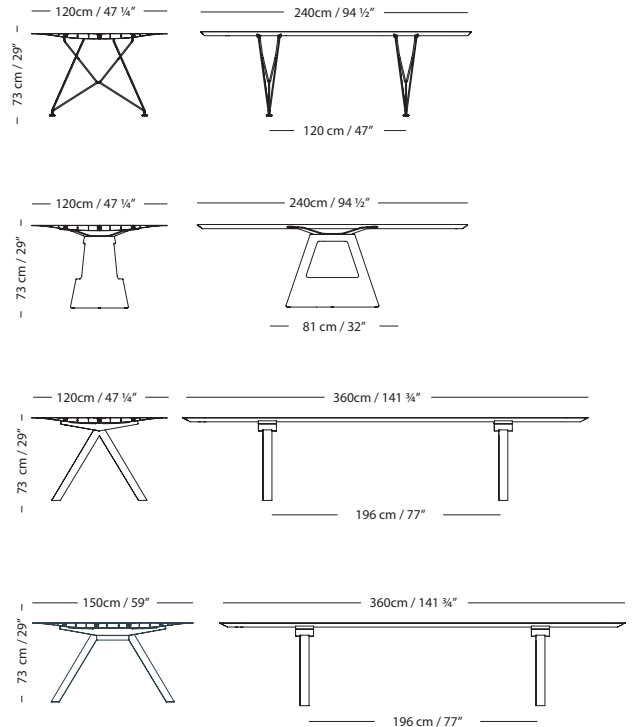
(Approximate weights)

### CLEANING AND MAINTENANCE

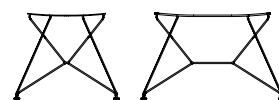
To clean the tops with an anodised silver finish, only apply a damp organic cleaning cloth using only water and a neutral pH soap, or alcohol for burning (methanol 95). To clean the tables with a laminated finish, only use a glass cleaner which is alcohol free and a dampened (with water) organic cloth. Do not use aggressive products (with a low pH), solvents or any of other agents containing these derivatives.

### TESTS

This table satisfactorily meets standards EN 15372:2008 and UNE EN 1730:2000.



### LEGS



#### Stainless steel

(2u.) (indoor and outdoor)



#### Concrete

S 240 (1u.) / S 360+400+500 (2u.)

Not suitable for 300cm top.

(indoor and outdoor)



#### Madera

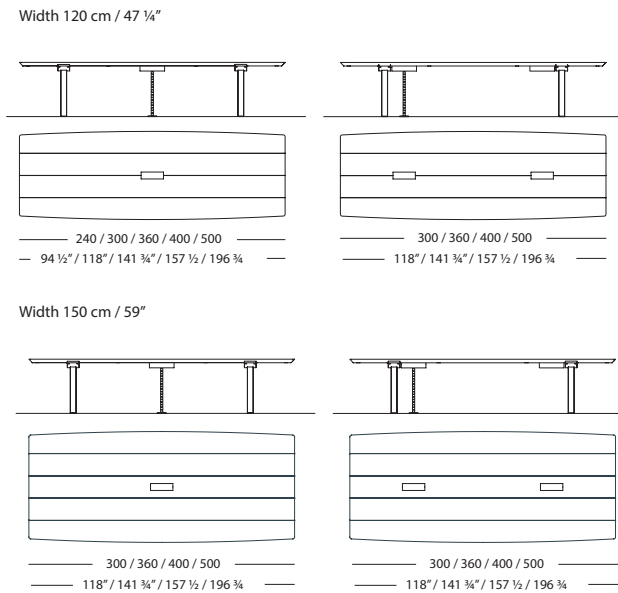
(2u.) (indoor only)

**INTEGRATED CABLE MANAGEMENT** within the table top, comes with an anodised aluminium sliding open and closing system. The kit includes:

- A box with a sliding open and closing system in anodised aluminium
- A connection terminal made up of:  
Socket type Schuko M – 35° ground connection RJ45 CAT6 BTR connectors VGA + stereo BCM
- Premium Snake Cable in silver
- Power cord

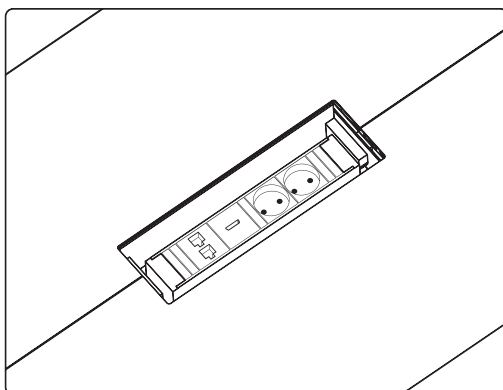
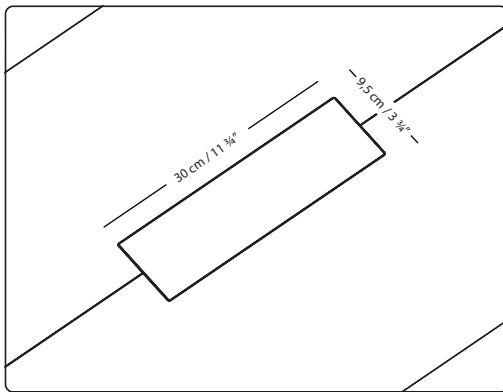
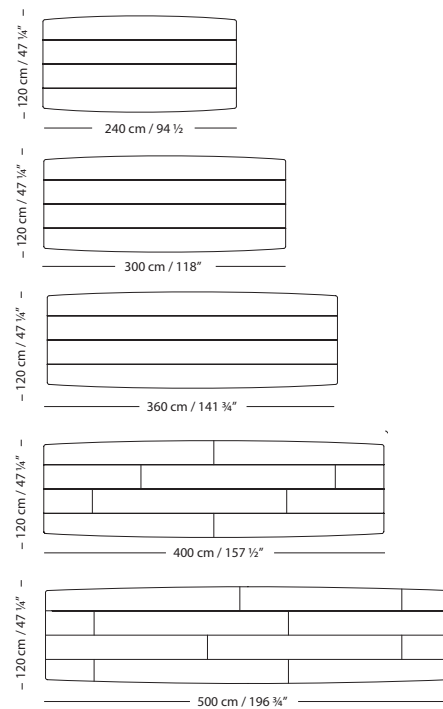
**Limitations**

Only available with wooden legs and stainless steel legs.



**PATTERNS OF LAMINATED TOPS**

For tables with laminated slats with a length of 240cm/94 1/2" to 360cm/141 3/4" are whole. For laminated tables measuring 400cm/157 1/2" and 500cm/196 3/4", please see diagrams of patterned tops.EN 1730:2000.



## PACKAGING

The aluminium top is provided in a wooden crated box which is protected with celaide film, bubble wrap and a 6 cm foam on the inside. The concrete base and other legs are supplied in a cardboard box and pallet.

### Cms + Kgs

TOPS	TABLE B		BIG TABLE B	
	DIMENSIONS	WEIGHT	DIMENSIONS	WEIGHT
240	254 x 21 x h141 cm	107 kg	-	-
300	314 x 21 x h141 cm	132 kg	314 x 21 x h171 cm	155 kg
360	374 x 21 x h141 cm	159 kg	374 x 21 x h171 cm	187 kg
400	414 x 21 x h141 cm	195 kg	414 x 21 x h171 cm	230 kg
500	514 x 21 x h141 cm	235 kg	514 x 21 x h171 cm	275 kg

LEGS	TABLE B		BIG TABLE B	
	DIMENSIONS	WEIGHTS	DIMENSIONS	WEIGHTS
CONCRETE	120 x 80 x h85 cm	83 kg	120 x 120 x h85 cm	86 kg
WOOD	98 x 40 x h91 cm	22 kg	98 x 80 x h121 cm	30 kg
STEEL	98 x 40 x h91 cm	18 kg	98 x 80 x h121 cm	22 kg

### Inch + Lbs

TOPS	TABLE B		BIG TABLE B	
	DIMENSIONS	WEIGHT	DIMENSIONS	WEIGHT
240	100" x 8 1/4" x h55 1/2"	236 lbs	-	-
300	118" x 8 1/4" x h55 1/2"	291 lbs	118" x 8 1/4" x h67 1/2"	342 lbs
360	147 1/4" x 8 1/4" x h55 1/2"	350 lbs	147 1/4" x 8 1/4" x h67 1/2"	412 lbs
400	162" x 8 1/4" x h55 1/2"	430 lbs	162" x 8 1/4" x h67 1/2"	507 lbs
500	202 1/2" x 8 1/4" x h55 1/2"	518 lbs	202 1/2" x 8 1/4" x h67 1/2"	606 lbs

LEGS	TABLE B		BIG TABLE B	
	DIMENSIONS	WEIGHT	DIMENSIONS	WEIGHT
CONCRETE	47 1/4" x 31 1/2" x h33 1/2"	183 lbs	47 1/4" x 47 1/4" x h33 1/2"	189 lbs
WOOD	38 1/2" x 15 3/4" x h35 3/4"	49 lbs	38 1/2" x 31 1/2" x h47 1/2"	66 lbs
STEEL	38 1/2" x 15 3/4" x h35 3/4"	40 lbs	38 1/2" x 31 1/2" x h47 1/2"	48 lbs

