

WALLACE

by Antoni Pallejá

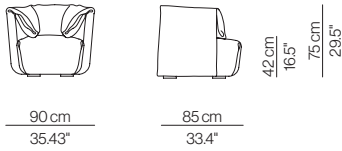


WALLACE

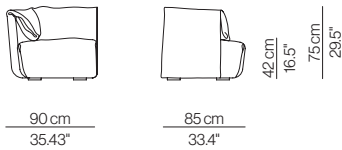
EN Frame made of reinforced flanders pine wood; suspension by means of highquality elastic belts, both in seat and back. Monoblock upholstery in CFC-free polyurethane foam with different densities, covered by a duvet filled with goose feathers and micro fibres. Removable upholstery, except leather.

ES Estructura de madera de pino flandes reforzada; suspensión mediante cinchas elásticas de alta calidad tanto en asiento como en respaldo. Tapizado monobloque realizado en espuma de poliuretano libre de CFC y varias densidades, cubiertas por edredón de plumas de oca y micro fibras. Tapizado desenfundable, excepto piel.

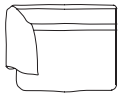
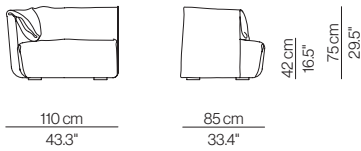
Armchair B1



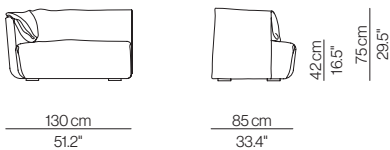
Lateral Element MDB1




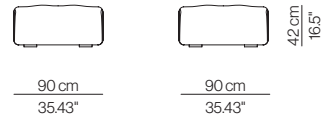
Lateral Element MDB2



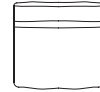
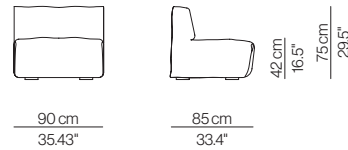
Lateral Element MDB3



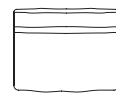
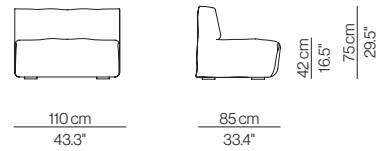
Chaise Longue CHL2



Central Element MD1



Central Element MD2



Central Element MD3

