



Aspen S 17A

By
Werner Aisslinger






Decorative
Lighting

Suspension
lamps

[Configurator](#)

Description

Double-shade suspension lamp, available in three sizes (S17A, S17B and S40). Available with aluminum shade in different matte finishes: aqua, black, brass, clear turquoise, grey, lemon, limestone, mango, merlot, river, rose, sea, snow and terracota. All shades can be combined. Direct and diffused light.

Technical Description		Packaging	
Degree of Protection	 IP20	Regulation	NO DRIVER - DIM PHASE CUT
Class	 Class	Light type	E27/LED
Adjustable	 DIM	Light source included	No/Yes
Casambi	 Casambi	Energy classification	D/G
Certifications			
		Net Weight per Item	2 Kg
		Box Sizes	18 x 21 x 24 cm - 0.008 m3
		Gross Weight	--

SHADE

- | | | | | | |
|---|-------------------------|---|-------------------|---|----------------|
|  | Aqua (matte) |  | Black (matte) |  | Brass (matte) |
|  | Clear turquoise (matte) |  | Grey (matte) |  | Lemon (matte) |
|  | Limestone (matte) |  | Mango (matte) |  | Merlot (matte) |
|  | River (matte) |  | Rose (matte) |  | Sea (matte) |
|  | Snow (matte) |  | Terracota (matte) | | |

Collection

- | | | | |
|--|---|---|---|
|  Aspen C |  Aspen F |  Aspen S |  Aspen SH |
|--|---|---|---|

Codes	Luminaire	Light Source
727320	ASPEN S17A E27	LED 15W (E27) / Fluo. max. 30W (E27)
727350	ASPEN S17A LED	LED 16W 1520lm 2700K CRI>=90 230V DIM PHASE-CUT

DOWNLOADS



Aspen_S_3D.zip



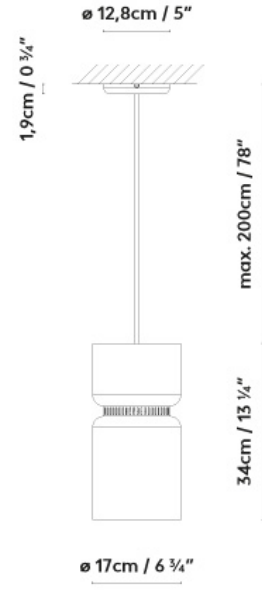
Aspen_S_Photometry.zip



Aspen_S_2D.pdf



Aspen_S_Assembly.pdf





Aspen S 17B

By
Werner Aisslinger






Decorative
Lighting









Suspension
lamps

[Configurator](#)

Description

Double-shade suspension lamp, available in three sizes (S17A, S17B and S40). Available with aluminum shade in different matte finishes: aqua, black, brass, clear turquoise, grey, lemon, limestone, mango, merlot, river, rose, sea, snow and terracota. All shades can be combined. Direct and diffused light.

Technical Description			Packaging		
Degree of Protection		Regulation	NO DRIVER - DIM PHASE CUT	Net Weight per Item	2 Kg
Class		Light type	E27/LED	Box Sizes	59 x 25 x 25 cm - 0.008 m3
Adjustable		Light source included	No/Yes	Gross Weight	--
Casambi		Energy classification	D/G		
Certifications					

SHADE						
		Aqua (matte)		Black (matte)		Brass (matte)
		Clear turquoise (matte)		Grey (matte)		Lemon (matte)
		Limestone (matte)		Mango (matte)		Merlot (matte)
		River (matte)		Rose (matte)		Sea (matte)
		Snow (matte)		Terracota (matte)		

Collection

 Aspen C	 Aspen F	 Aspen S	 Aspen SH
--	---	---	---

Codes

Luminaire

Light Source

727321	ASPEN S17B E27	LED 15W (E27) / Fluo. max. 30W (E27)
727351	ASPEN S17B LED	LED 16W 1520lm 2700K CRI>=90 230V DIM PHASE-CUT

DOWNLOADS



Aspen_S_3D.zip



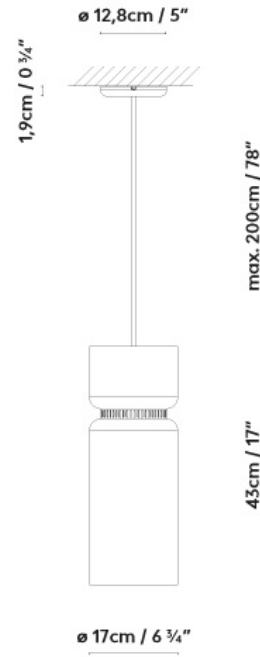
Aspen_S_Photometry.zip



Aspen_S_2D.pdf



Aspen_S_Assembly.pdf





Aspen S 40

By
Werner Aisslinger

Decorative
Lighting





Suspension
lamps

[Configurator](#)

Description

Double-shade suspension lamp, available in three sizes (S17A, S17B and S40). Available with aluminum shade in different matte finishes: aqua, black, brass, clear turquoise, grey, lemon, limestone, mango, merlot, river, rose, sea, snow and terracota. All shades can be combined. Direct and diffused light.

Technical Description

Degree of Protection		Regulation	PUSH / 1-10V
Class		Light type	LED/E14
Adjustable		Light source included	Yes/No
Casambi		Energy classification	E

Certifications



Packaging

Net Weight per Item	2 Kg
Box Sizes	50x50x59 - 0.008 m3
Gross Weight	--

SHADE

- | | | | | | |
|---|-------------------------|---|-------------------|---|----------------|
|  | Aqua (matte) |  | Black (matte) |  | Brass (matte) |
|  | Clear turquoise (matte) |  | Grey (matte) |  | Lemon (matte) |
|  | Limestone (matte) |  | Mango (matte) |  | Merlot (matte) |
|  | River (matte) |  | Rose (matte) |  | Sea (matte) |
|  | Snow (matte) |  | Terracota (matte) | | |

Collection

- | | | | |
|--|---|---|---|
|  Aspen C |  Aspen F |  Aspen S |  Aspen SH |
|--|---|---|---|

Codes

Luminaire

Light Source

727352	ASPEN S40 LED	LED 24,4W 2956lm 700mA 2700K CRI>=90 110-230V DIM PUSH/1-10V
727353	ASPEN S40 E14	LED 2 x 6W (E14) / Flu. 2 x max. 8W (E14)

DOWNLOADS

- Aspen_S_3D.zip
- Aspen_S_Photometry.zip
- Aspen_S_2D.pdf
- Aspen_S_Assembly.pdf

