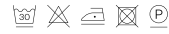


WOOLEN (JAB)
REF CAT 3

COMPOSITION
100% Polyester

WASHING CONDITIONS



MARTINDALE
90.000 cycles

WIDTH
140


WEIGHT
640 GSM



Example: WO52 - Prussian



WO11 - Cherry




WO23 - Mink




WO41 - Mustard



WO52 - Prussian



WO61 - Morganite




WO72 - Sand




WO80 - Plum



WO84 - Cerulean



WO85 - Mint



WO93 - Slate



WO99 - Anthracite

GET OUT (UV PRO)
REF CAT 4

CHARACTERISTICS
Flat Weave

WEIGHT
261

COMPOSITION
100% Solution Dyed Acrylic

COLOUR FASTNESS
8

MARTINDALE
30.000

NFPA 260
Yes

WYZENBEEK
30.000

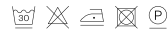
BS 5852 SOURCE 0
Yes

REPEATS
V:plain H: plain

CAL 117
Yes

WIDTH
138


WASHING CONDITIONS



Example: OU06 - BEIGE



OU06 - BEIGE




OU23 - GREY



OU33 - MARINE



OU38 - INK



OU41 - AQUARIUS



OU53 - TEA



OU55 - PINE



OU58 - BANANA



OU60 - SUNFLOWER

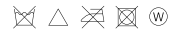


OU68 - PORTO

TEMPO (MAHARAM)
REF CAT 6

COMPOSITION
100% Polyester

WASHING CONDITIONS




MARTINDALE
100.000 cycles

WIDTH
140 cm

WEIGHT
700 gr/lm



Example: TE09 - ADORNMENT




TE02 - GRANDSTAND



TE04 - BATTLESHIP




TE07 - SWIMMING




TE08 - AMBIENCE



TE09 - ADORNMENT




TE11 - FANG




TE15 - FARMLAND




TE20 - GAZELLE



TE21 - SHITAKE




TE22 - FLAXSEED



TE24 - FLOWERY



TE25 - BURGUNDY



TE27 - PETUNIA



TE28 - CAMPSITE

**BASE STRUCTURE
COLORS**



ANTHRACITE GREY
RAL 7021 MATTE



PALE BROWN
RAL 8025 MATTE



BEIGE
RAL 1001 MATTE

[SEE ALL FINISHES](#)