







R2 S 60

By
David Abad

Decorative
Lighting

Suspension
lamps

Technical Description			Packaging		
Degree of Protection		Regulation	PUSH/DALI	Net Weight per Item	2.00 Kg
Class		Light type	LED/	Box Sizes	70 x 70 x 20 cm - 98 m3
Adjustable		Light source included	Yes	Gross Weight	--
Certifications		Energy classification	F		

Description

Suspension lamp in aluminum featuring a ring design, with a central cable to hang it. There is a model with flat canopy that allows you to hang the R2 from lower ceilings. Both models have LED spotlight modules that provide direct and uniform lighting. There is a third R2 model with flat canopy and indirect light called up/down. All R2

models are available with the following finishes: matte white, matte black, matte bronze, natural oak and natural walnut. Made in three sizes (S60, S90 and S120).

Finishes



Collection



Codes	Luminaire	Light Source
74331	R2 S60 WHITE	LED 3 x 18W 7879lm 250mA 3000K CRI>=90 230V DIM PUSH/DALI
0	R2 S60 BRONZE	LED 3 x 18W 7879lm 250mA 3000K CRI>=90 230V DIM PUSH/DALI
743311	R2 S60 BLACK	LED 3 x 18W 7879lm 250mA 3000K CRI>=90 230V DIM PUSH/DALI
743312	R2 S60 OAK	LED 3 x 18W 7879lm 250mA 3000K CRI>=90 230V DIM PUSH/DALI
743313	R2 S60 WALNUT	LED 3 x 18W 7879lm 250mA 3000K CRI>=90 230V DIM PUSH/DALI
74331	R2 S60 BRASS	LED 3 x 18W 7879lm 250mA 3000K CRI>=90 230V DIM PUSH/DALI
4		
743315		

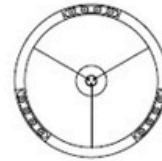
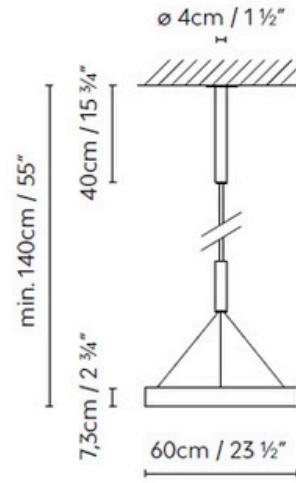
DOWNLOADS

↓ R2_S_Assembly.pdf

↓ R2_S_3D.zip

↓ R2_S_Photometry.zip

↓ R2_S_2D.pdf









R2 S 60 Flat Canopy

By
David Abad

Decorative
Lighting

Suspension
lamps

Technical Description			Packaging		
Degree of Protection		Regulation	PUSH/DALI	Net Weight per Item	2.00 Kg
Class		Light type	LED/	Box Sizes	70 x 70 x 20 cm - 0.098 m3
Adjustable		Light source included	Yes	Gross Weight	--
Certifications		Energy classification	F		

Description

Suspension lamp in aluminum featuring a ring design, with a central cable to hang it. There is a model with flat canopy that allows you to hang the R2 from lower ceilings. Both models have LED spotlight modules that provide direct and uniform lighting. There is a third R2 model with flat canopy and indirect light called up/down. All R2

models are available with the following finishes: matte white, matte black, matte bronze, natural oak and natural walnut. Made in three sizes (S60, S90 and S120).

Finishes

SHADE



Black



Bronze (matte)



Natural Oak



Natural Walnut



White



Brass

Collection



R2 C



R2 S


Codes	Luminaire	Light Source
743310F	R2 S60 FLAT CANOPY WHITE	LED 3 x 18W 7879lm 250mA 3000K CRI>=90 230V DIM PUSH/DALI
743310FI	R2 S60 FLAT CANOPY UP/DOWN WHITE	DOWN: LED 3 x 18W 7879lm 250mA 3000K CRI>=90 230V UP: LED 3 x 4,5W 1638lm 250mA 3000K CRI>=90 230V DIM PUSH/DALI
743311F	R2 S60 FLAT CANOPY BRONZE	LED 3 x 18W 7879lm 250mA 3000K CRI>=90 230V DIM PUSH/DALI
743311FI	R2 S60 FLAT CANOPY UP/DOWN BRONZE	DOWN: LED 3 x 18W 7879lm 250mA 3000K CRI>=90 230V UP: LED 3 x 4,5W 1638lm 250mA 3000K CRI>=90 230V DIM PUSH/DALI
743312F	R2 S60 FLAT CANOPY BLACK	LED 3 x 18W 7879lm 250mA 3000K CRI>=90 230V DIM PUSH/DALI
743312FI	R2 S60 FLAT CANOPY UP/DOWN BLACK	DOWN: LED 3 x 18W 7879lm 250mA 3000K CRI>=90 230V UP: LED 3 x 4,5W 1638lm 250mA 3000K CRI>=90 230V DIM PUSH/DALI
743313F	R2 S60 FLAT CANOPY OAK	LED 3 x 18W 7879lm 250mA 3000K CRI>=90 230V DIM PUSH/DALI
743313FI	R2 S60 FLAT CANOPY UP/DOWN OAK	DOWN: LED 3 x 18W 7879lm 250mA 3000K CRI>=90 230V UP: LED 3 x 4,5W 1638lm 250mA 3000K CRI>=90 230V DIM PUSH/DALI
743314F	R2 S60 FLAT CANOPY WALNUT	LED 3 x 18W 7879lm 250mA 3000K CRI>=90 230V DIM PUSH/DALI
743314FI	R2 S60 FLAT CANOPY UP/DOWN WALNUT	DOWN: LED 3 x 18W 7879lm 250mA 3000K CRI>=90 230V UP: LED 3 x 4,5W 1638lm 250mA 3000K CRI>=90 230V DIM PUSH/DALI
743315F	R2 S60 FLAT CANOPY BRASS	LED 3 x 18W 7879lm 250mA 3000K CRI>=90 230V DIM PUSH/DALI
743315FI	R2 S60 FLAT CANOPY UP/DOWN BRASS	DOWN: LED 3 x 18W 7879lm 250mA 3000K CRI>=90 230V UP: LED 3 x 4,5W 1638lm 250mA 3000K CRI>=90 230V DIM PUSH/DALI

R2 S 60 Flat Canopy

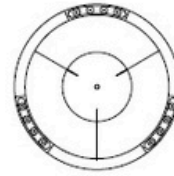
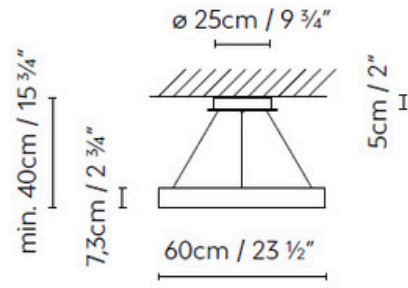
DOWNLOADS

 R2_S_Assembly.pdf

 R2_S_3D.zip

 R2_S_Photometry.zip

 R2_S_2D.pdf









R2 S 90 Flat Canopy

By
David Abad

Decorative
Lighting

Suspension
lamps

Technical Description			Packaging		
Degree of Protection		Regulation	PUSH/DALI	Net Weight per Item	2.00 Kg
Class		Light type	LED/	Box Sizes	98 x 98 x 19 cm - 0.182 m ³
Adjustable		Light source included	No/Yes	Gross Weight	--
Certifications		Energy classification	F		

Description

Suspension lamp in aluminum featuring a ring design, with a central cable to hang it. There is a model with flat canopy that allows you to hang the R2 from lower ceilings. Both models have LED spotlight modules that provide direct and uniform lighting. There is a third R2 model with flat canopy and indirect light called up/down. All R2

models are available with the following finishes: matte white, matte black, matte bronze, natural oak and natural walnut. Made in three sizes (S60, S90 and S120).

Finishes

SHADE



Black



Bronze (matte)



Natural Oak



Natural Walnut



White



Brass

Collection



R2 C



R2 S

Codes	Luminaire	Light Source
743320FI	R2 S90 FLAT CANOPY UP/DOWN WHITE	DOWN: LED 4 x 18W 9755lm 250mA 3000K CRI>=90 230V UP: LED 4 x 4,5W 2184lm 250mA 3000K CRI>=90 230V DIM PUSH/DALI
743321F	R2 S90 FLAT CANOPY BRONZE	LED 4 x 18W 9755lm 250mA 3000K CRI>=90 230V DIM PUSH/DALI
743321FI	R2 S90 FLAT CANOPY UP/DOWN BRONZE	DOWN: LED 4 x 18W 9755lm 250mA 3000K CRI>=90 230V UP: LED 4 x 4,5W 2184lm 250mA 3000K CRI>=90 230V DIM PUSH/DALI
743322F	R2 S90 FLAT CANOPY BLACK	LED 4 x 18W 9755lm 250mA 3000K CRI>=90 230V DIM PUSH/DALI
743322FI	R2 S90 FLAT CANOPY UP/DOWN BLACK	DOWN: LED 4 x 18W 9755lm 250mA 3000K CRI>=90 230V UP: LED 4 x 4,5W 2184lm 250mA 3000K CRI>=90 230V DIM PUSH/DALI
743323F	R2 S90 FLAT CANOPY OAK	LED 4 x 18W 9755lm 250mA 3000K CRI>=90 230V DIM PUSH/DALI
743323FI	R2 S90 FLAT CANOPY UP/DOWN OAK	DOWN: LED 4 x 18W 9755lm 250mA 3000K CRI>=90 230V UP: LED 4 x 4,5W 2184lm 250mA 3000K CRI>=90 230V DIM PUSH/DALI
743324F	R2 S90 FLAT CANOPY WALNUT	LED 4 x 18W 9755lm 250mA 3000K CRI>=90 230V DIM PUSH/DALI
743324FI	R2 S90 FLAT CANOPY UP/DOWN WALNUT	DOWN: LED 4 x 18W 9755lm 250mA 3000K CRI>=90 230V UP: LED 4 x 4,5W 2184lm 250mA 3000K CRI>=90 230V DIM PUSH/DALI
743325F	R2 S90 FLAT CANOPY BRASS	LED 4 x 18W 9755lm 250mA 3000K CRI>=90 230V DIM PUSH/DALI
743325FI	R2 S90 FLAT CANOPY UP/DOWN BRASS	DOWN: LED 4 x 18W 9755lm 250mA 3000K CRI>=90 230V UP: LED 4 x 4,5W 2184lm 250mA 3000K CRI>=90 230V DIM PUSH/DALI

R2 S 90 Flat Canopy

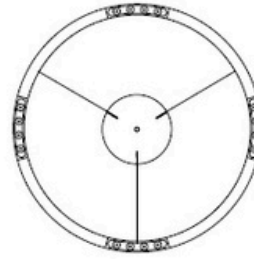
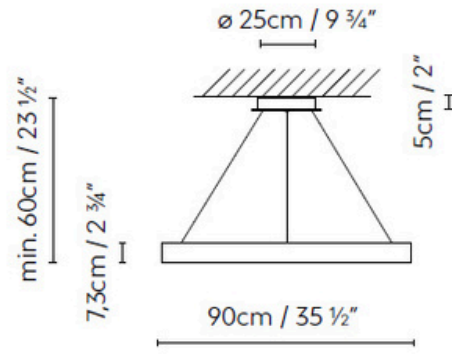
DOWNLOADS

↓ R2_S_Assembly.pdf

↓ R2_S_3D.zip

↓ R2_S_Photometry.zip

↓ R2_S_2D.pdf





R2 S 120

By
David Abad

Decorative
Lighting

Suspension
lamps

Technical Description

Degree of Protection



Regulation

PUSH/DALI

Class



Light type

LED/

Adjustable



Light source included

Yes

Certifications



Energy classification

F

Packaging

Net Weight per Item

2.00 Kg

Box Sizes

131 x 131 x 21 cm - 36 m3

Gross Weight

--

Description

Suspension lamp in aluminum featuring a ring design, with a central cable to hang it. There is a model with flat canopy that allows you to hang the R2 from lower ceilings. Both models have LED spotlight modules that provide direct and uniform lighting. There is a third R2 model with flat canopy and indirect light called up/down. All R2

models are available with the following finishes: matte white, matte black, matte bronze, natural oak and natural walnut. Made in three sizes (S60, S90 and S120).

Finishes



Collection



R2 C




R2 S

Codes	Luminaire	Light Source
743330	R2 S120 WHITE	LED 6 x 17W 13957lm 240mA 3000K CRI>=90 230V DIM PUSH/DALI
743331	R2 S120 BRONZE	LED 6 x 17W 13957lm 240mA 3000K CRI>=90 230V DIM PUSH/DALI
743332	R2 S120 BLACK	LED 6 x 17W 13957lm 240mA 3000K CRI>=90 230V DIM PUSH/DALI
743333	R2 S120 OAK	LED 6 x 17W 13957lm 240mA 3000K CRI>=90 230V DIM PUSH/DALI
743334	R2 S120 WALNUT	LED 6 x 17W 13957lm 240mA 3000K CRI>=90 230V DIM PUSH/DALI
743335	R2 S120 BRASS	LED 6 x 17W 13957lm 240mA 3000K CRI>=90 230V DIM PUSH/DALI

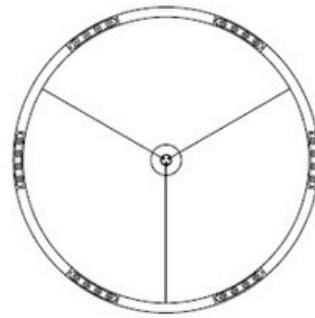
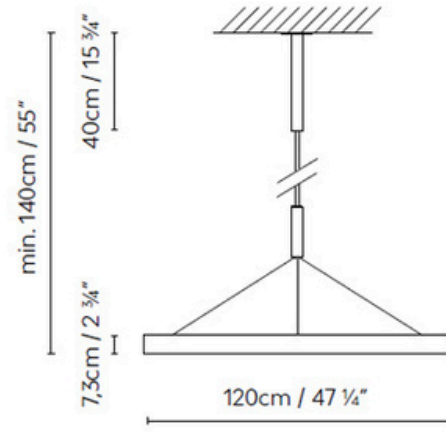
DOWNLOADS

 R2_S_Assembly.pdf

 R2_S_3D.zip

 R2_S_Photometry.zip

 R2_S_2D.pdf









R2 S 120 Flat Canopy

By
David Abad

Decorative
Lighting

Suspension
lamps

Technical Description			Packaging		
Degree of Protection		Regulation	PUSH/DALI	Net Weight per Item	2.00 Kg
Class		Light type	LED/	Box Sizes	131 x 131 x 21 cm - 0.36 m ³
Adjustable		Light source included	Yes	Gross Weight	--
Certifications		Energy classification	F		

Description

Suspension lamp in aluminum featuring a ring design, with a central cable to hang it. There is a model with flat canopy that allows you to hang the R2 from lower ceilings. Both models have LED spotlight modules that provide direct and uniform lighting. There is a third R2 model with flat canopy and indirect light called up/down. All R2

models are available with the following finishes: matte white, matte black, matte bronze, natural oak and natural walnut. Made in three sizes (S60, S90 and S120).

Finishes

SHADE	 Black	 Bronze (matte)	 Natural Oak
	 Natural Walnut	 White	 Brass

Collection



R2 C




R2 S

Codes	Luminaire	Light Source
743330F	R2 S120 FLAT CANOPY WHITE	LED 6 x 18W 15758lm 250mA 3000K CRI>=90 230V DIM PUSH/DALI
743330F	R2 S120 FLAT CANOPY UP/DOWN WHITE	DOWN: LED 6 x 18W 15758lm 250mA 3000K CRI>=90 230V UP: LED 6 x 4,5W 3276lm 250mA 3000K CRI>=90 230V DIM PUSH/DALI
I	R2 S120 FLAT CANOPY BRONZE	LED 6 x 18W 15758lm 250mA 3000K CRI>=90 230V DIM PUSH/DALI
743331F	R2 S120 FLAT CANOPY UP/DOWN BRONZE	DOWN: LED 6 x 18W 15758lm 250mA 3000K CRI>=90 230V UP: LED 6 x 4,5W 3276lm 250mA 3000K CRI>=90 230V DIM PUSH/DALI
743331FI	R2 S120 FLAT CANOPY BLACK	LED 6 x 18W 15758lm 250mA 3000K CRI>=90 230V DIM PUSH/DALI
743332F	R2 S120 FLAT CANOPY UP/DOWN BLACK	DOWN: LED 6 x 18W 15758lm 250mA 3000K CRI>=90 230V UP: LED 6 x 4,5W 3276lm 250mA 3000K CRI>=90 230V DIM PUSH/DALI
743332F	R2 S120 FLAT CANOPY OAK	LED 6 x 18W 15758lm 250mA 3000K CRI>=90 230V DIM PUSH/DALI
I	R2 S120 FLAT CANOPY UP/DOWN OAK	DOWN: LED 6 x 18W 15758lm 250mA 3000K CRI>=90 230V UP: LED 6 x 4,5W 3276lm 250mA 3000K CRI>=90 230V DIM PUSH/DALI
743333F	R2 S120 FLAT CANOPY WALNUT	LED 6 x 18W 15758lm 250mA 3000K CRI>=90 230V DIM PUSH/DALI
743333F	R2 S120 FLAT CANOPY UP/DOWN WALNUT	DOWN: LED 6 x 18W 15758lm 250mA 3000K CRI>=90 230V UP: LED 6 x 4,5W 3276lm 250mA 3000K CRI>=90 230V DIM PUSH/DALI
I	R2 S120 FLAT CANOPY BRASS	LED 6 x 18W 15758lm 250mA 3000K CRI>=90 230V DIM PUSH/DALI
743334F	R2 S120 FLAT CANOPY UP/DOWN BRASS	DOWN: LED 6 x 18W 15758lm 250mA 3000K CRI>=90 230V UP: LED 6 x 4,5W 3276lm 250mA 3000K CRI>=90 230V DIM PUSH/DALI
743334F		
I		
743335F		
743335F		
I		

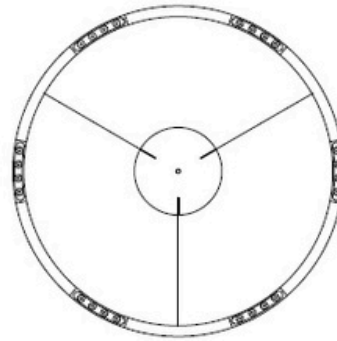
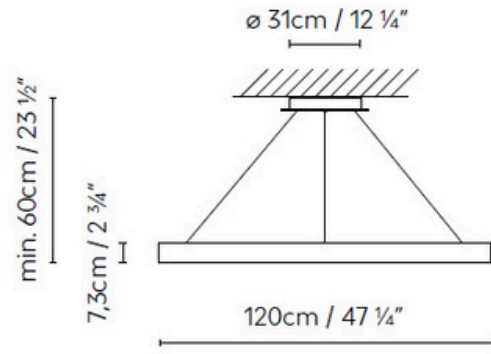
DOWNLOADS

 R2_S_Assembly.pdf

 R2_S_3D.zip

 R2_S_Photometry.zip

 R2_S_2D.pdf









R2 S 120 Flat Canopy

By
David Abad

Decorative
Lighting

Suspension
lamps

Technical Description			Packaging		
Degree of Protection		Regulation	PUSH/DALI	Net Weight per Item	2.00 Kg
Class		Light type	LED/	Box Sizes	131 x 131 x 21 cm - 0.36 m ³
Adjustable		Light source included	Yes	Gross Weight	--
Certifications		Energy classification	F		

Description

Suspension lamp in aluminum featuring a ring design, with a central cable to hang it. There is a model with flat canopy that allows you to hang the R2 from lower ceilings. Both models have LED spotlight modules that provide direct and uniform lighting. There is a third R2 model with flat canopy and indirect light called up/down. All R2

models are available with the following finishes: matte white, matte black, matte bronze, natural oak and natural walnut. Made in three sizes (S60, S90 and S120).

Finishes



Collection



Codes	Luminaire	Light Source
743330F	R2 S120 FLAT CANOPY WHITE	LED 6 x 18W 15758lm 250mA 3000K CRI>=90 230V DIM PUSH/DALI
743330F	R2 S120 FLAT CANOPY UP/DOWN WHITE	DOWN: LED 6 x 18W 15758lm 250mA 3000K CRI>=90 230V UP: LED 6 x 4,5W 3276lm 250mA 3000K CRI>=90 230V DIM PUSH/DALI
I	R2 S120 FLAT CANOPY BRONZE	LED 6 x 18W 15758lm 250mA 3000K CRI>=90 230V DIM PUSH/DALI
743331F	R2 S120 FLAT CANOPY UP/DOWN BRONZE	DOWN: LED 6 x 18W 15758lm 250mA 3000K CRI>=90 230V UP: LED 6 x 4,5W 3276lm 250mA 3000K CRI>=90 230V DIM PUSH/DALI
743331FI	R2 S120 FLAT CANOPY BLACK	LED 6 x 18W 15758lm 250mA 3000K CRI>=90 230V DIM PUSH/DALI
743332F	R2 S120 FLAT CANOPY UP/DOWN BLACK	DOWN: LED 6 x 18W 15758lm 250mA 3000K CRI>=90 230V UP: LED 6 x 4,5W 3276lm 250mA 3000K CRI>=90 230V DIM PUSH/DALI
743332F	R2 S120 FLAT CANOPY OAK	LED 6 x 18W 15758lm 250mA 3000K CRI>=90 230V DIM PUSH/DALI
I	R2 S120 FLAT CANOPY UP/DOWN OAK	DOWN: LED 6 x 18W 15758lm 250mA 3000K CRI>=90 230V UP: LED 6 x 4,5W 3276lm 250mA 3000K CRI>=90 230V DIM PUSH/DALI
743333F	R2 S120 FLAT CANOPY WALNUT	LED 6 x 18W 15758lm 250mA 3000K CRI>=90 230V DIM PUSH/DALI
743333F	R2 S120 FLAT CANOPY UP/DOWN WALNUT	DOWN: LED 6 x 18W 15758lm 250mA 3000K CRI>=90 230V UP: LED 6 x 4,5W 3276lm 250mA 3000K CRI>=90 230V DIM PUSH/DALI
I	R2 S120 FLAT CANOPY BRASS	LED 6 x 18W 15758lm 250mA 3000K CRI>=90 230V DIM PUSH/DALI
743334F	R2 S120 FLAT CANOPY UP/DOWN BRASS	DOWN: LED 6 x 18W 15758lm 250mA 3000K CRI>=90 230V UP: LED 6 x 4,5W 3276lm 250mA 3000K CRI>=90 230V DIM PUSH/DALI
743334F		
I		
743335F		
743335F		
I		

DOWNLOADS

 R2_S_Assembly.pdf

 R2_S_3D.zip

 R2_S_Photometry.zip

 R2_S_2D.pdf

